

# Overture's Kids in the Rotunda

**Preshow Activity**  
**Saturday, November 7, 2009**


## Disappearing Quarter Trick

### What You'll Need:

- a quarter

### What you do:

1. Hold the quarter in your hand, between your thumb and your index finger. The palm of your hand should be facing your body.



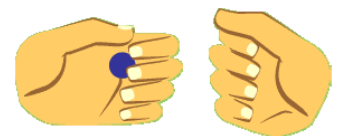
2. Now practice passing the quarter from your right hand to your left hand.

*If you're left handed, you can hold the quarter in your left hand. It's good to do this so you know what it's supposed to look like when you pretend to pass the quarter. That way you can fake it better.*




4. Now, for the magic. This time instead of passing the quarter to your other hand, you're going to say the magic words, "**ZOOMa, ZOOMa, ZOOM, Make this coin leave the room!**" and...

...use the index and middle fingers on your empty left hand to knock the quarter into your right hand!



5. You still pretend to grab the quarter with your left hand, as you are dropping it into your right hand.



6. Keep practicing and soon you will be able to do this trick like a pro!

Adapted from PBS Kids Zoom Activities at [www.pbskids.org/activities/do](http://www.pbskids.org/activities/do)